

HKS906

808nm Diode Laser Hair Removal

User&Training Manual



HKS906

808nm Diode Laser
User&Training Manual

Diode Laser Safety Guidelines

The Following information is provided for the correct utilization of 808nm Diode Laser system.the Infirmination includes not only the accident protection regulations the products comply with ,but also the effective prearding proper use of the products.

1)Electric safety regulation

The EMC Directive 89/336/EEC amended by 92/31/EC & 93/68/EEC EN55015:2000+A1+A2/LUM200704025/ EMCEN61000-3-2:2000+A2/LUM200704025/EMCEN 61000-3-3:1995+A1+A2/LUM200704025/EMCEN61547: 1997+A1/LUM200704025/EMC

2)Material ROHS test2002/95/EC

Restriction of use of certain Hazardous

Substance in Electrical&electronics Equipment/ROHS.

3)Electromagnetic radiation safety regulation LVD/EN60601-1:2006/AGC10430904GZ05E3EMC/EN60601-1-2:2001+A1:2006/AGC10430904GZ05E1

4)ISO13485:2003 MEDICAL

HKS906

808nm Diode Laser
User&Training Manual

What Actually Is This Diode Laser

The diode laser is an extremely proficient machine made up of tiny diodes or semiconductors. They are assembled together to produce light.

The diode laser has a longer wavelength than the Alexandrite and Ruby lasers. (Ruby laser is a red-colored beam of light used to strike the dark melanin, which is a biological pigment, present in the hair follicles.) Hence, diode is able to penetrate deeper into the skin, allowing treatment on dark-skinned people, unlike the other two lasers.

Yet, the diode doesn't promise desired results for the dark-skinned people. However, for people with dark, coarse hair, diode laser hair removal is a boon. And it is particularly effective over large areas of the body such as back and chest. So, all you men out there, if you want to get rid of the ugly hair on your chest and back, diode laser hair removal is for you.

The Good Things about Diode Laser Hair Removal

It has a longer wavelength that has the potential to provide better results to dark-skinned people.

The longer wavelength provides deeper and safer penetration into the skin.

People with black and brown hair are the most benefited.

Lets larger areas of the body recover faster.

The Bad Things about Diode Laser Hair Removal

People with white or light hair won't get any benefit.

Although it has a potential for dark-skinned people, they should not have higher expectations yet.

HKS906

808nm Diode Laser
User&Training Manual

1.Product Information

APPLICATION

*Hair Removal



FEATURE

- *Laser type:Diode laser
- *Laser wave length:808nm
- *Power:1000W
- *Display:10.4inch touch
- *Spot Size:10*16mm
- *Pulse width:1-400ms
- *Energy:1-120J/cm² adjustable
- *Frequency:1-10Hz
- *Cooling system:water+air+semiconductor
- *Temperature:0-5degree
- *Voltage:AC220V/50Hz or AC110V/60Hz
- *Certifications:CE LVD,CE EMC
- *Pakcge size:82*60*125cm
- *G.W:71kg

HKS906

808nm Diode Laser
User&Training Manual

2. Installation Alignment and operation procedures

2.1 Open the Package and checking, fix the probe holder in back of device.



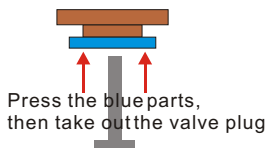
Fix the probe Holder by screw

2.2 connect the handle socket to back of machine.



Press this button in each side of socket and let the connect well

2.3 Take out the valve plug from machine.



HKS906

808nm Diode Laser
User&Training Manual

2.Installation Alignment and operation procedures

2.4 Put the water in machine by funnel.



When the water is spill from another valve,Means machine Inside water tank is full.

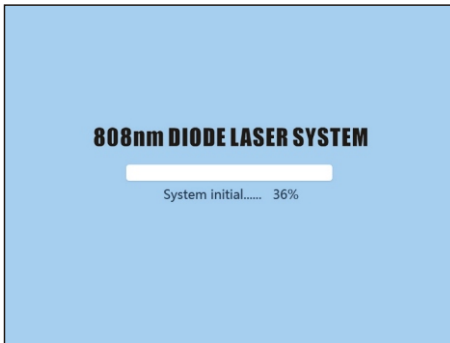
**No need Valve plug when start the machine!!!
This Plug only use in shipment**

HKS906

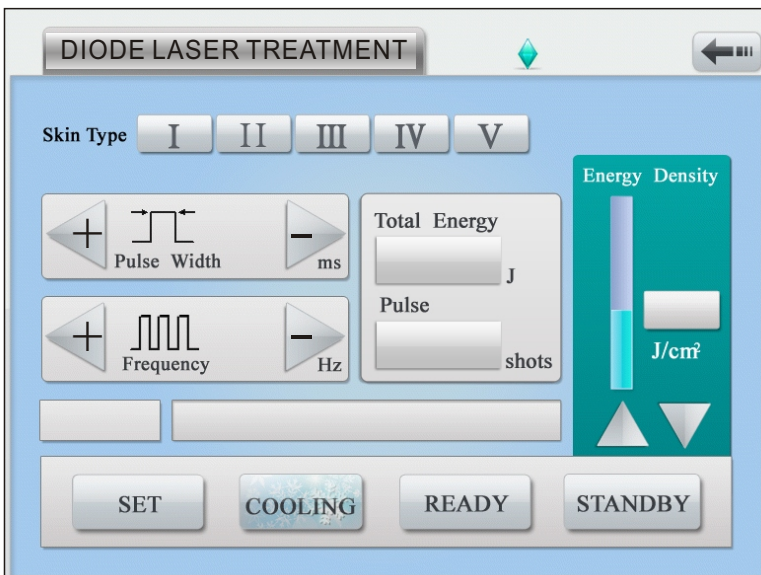
808nm Diode Laser
User&Training Manual

3. Operate the Device

3.1 Operate interface



3.2. Turn on Display, after a while (System loading), then system will enter treatment interface.





3. Operate the Device

3.3. input right the width, Frequency and energy.

Then press Cooling and Ready, the system can start to work.

After shot, press Standby, the diode laser lamp is off. in same time the cooling system is stop.

The Laser Power shows the peak power of the laser. High laser power means higher pulse energy fluence. For light skin, such as white people and light color asian people, laser power can be adjusted higher for a better performance.

The Pulse Width shows the length of each laser pulse. A longer pulse width leads to higher pulse energy fluence. Pulse Width can be variable from 1ms-400ms.

3.4. Usual Parameter

Pulse width: 100

Pulse Frequency: 5

Energy: 60

Thin hair : add the energy and width

Thicker hair: reduce the energy and width

Dark skin: reduce the width and add the frequency to reduce the pain

White skin: Add the width and reduce the frequency to shorten the treatment time and get better effect

HKS906

808nm Diode Laser
User&Training Manual

4.Treatment Procedure

4.1.Shave the hair on skin and left hair be 1-2mm.



4.2. Put the Gel on skin,Gel Thickness is around 1mm.



4.3. Touch well the probe on skin.



4.4. After treatment,clean the Skin by warm water.

HKS906

808nm Diode Laser
User&Training Manual

5.Treatment Notice

5.1.The treatment of the hair removal needs experienced professionals. Do not use it if you have no experience for such kind of laser device.

5.2.Operators and patients must wear laser goggles to protect eyes from any laser damage threat.

5.3.Please notice that this is a high power laser device and if the patients feel very painful, please stop the laser and check if there is anything happens to the patients' skin. Adjust it as a proper power that the patients can stand to do the treatment.

5.4.Skin color is very important. For white to light color, you can adjust the laser power up to 80-100% for a higher performance, and the Fluence can be adjusted to 40-90J/cm². For light color to light brown, you need a lower laser power (30%-60% for example), with a longer pulse width to protect any skin burning. Also you need to extend the treatment time for the dark skin to inject enough energy to the skin and follicles.

5.5.The skin must be shaved before treatment.

5.6.Skin contact gel is no necessary for treatment. Use the gel during treatment, it will be better for skin feeling.

5.7.You need to wait for several seconds before the cooling tip becomes cold.

5.8.Keep contact between the cooling tip and skin. And you can also use the edge of the Aluminum head of the handle piece to cool down the skin during treatment.

5.9.Never shot the laser pulses to eyes, or watch the laser directly.

HKS906

808nm Diode Laser
User&Training Manual

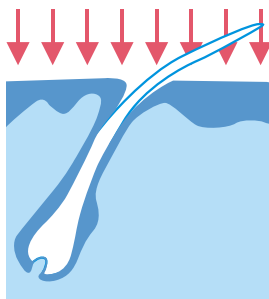
6. System Maintenance

- 6.1. The water must be checked and changed every 2-3 months.
- 6.2. The machine must be operated in a room with air-conditioner. The room temperature is better <28degree.
- 6.3. The environment temperature can not go below ZERO, or the ice may damage the water tanks and water channels inside the machine and the handle piece.
- 6.4. Clear the gel on the handle piece and make sure there is no dust attached on the handle piece window.
- 6.5. Do not bend the tube of the handle piece too hard, or this may cause flow switch ERROR.
- 6.6. Do not plug in & out the handle piece connectors frequently. This may cause bad connections and may cause water leakage or not well electrical connections.
- 6.7. Do not shot the laser at random targets, or it may cause burning or fire.

a. The Red laser light passes harmlessly through the skin

b. The light is absorbed by the pigment in the hair

c. Energy is not absorbed by other skin structures



HKS906

808nm Diode Laser
User&Training Manual

7.0ur Diode laser System superiority

7.1.Whole ABS Plastic Mould.

7.2.Less Pain During treatment.

7.3.It does not present any contagious risk.

7.4.Maximum security for the client, default programs

7.5.Permits to adapt the used power used according to the zone and deepness to work.

We Are Looking for Sale agent over the world.

