

HKS901

Q-Switch ND-YAG

User&Training Manual



HKS901

Q-Switch ND-YAG

User&Training Manual

Q-witch ND-YAG Laser Safety Guidelines

The Following information is provided for the correct utilization of YAG Skin treatment system. the information includes not only the accident protection regulations the products comply with, but also the effective prearing proper use of the products.

1) Electric safety regulation

The EMC Directive 89/336/EEC amended by 92/31/EC & 93/68/EEC EN 55015:2000+A1+A2/LUM200704025/ EMCEN 61000-3-2:2000+A2/LUM200704025/ EMCEN 61000-3-3:1995+A1+A2/LUM200704025/ EMCEN 61547:1997+A1/LUM200704025/EMC

2) Material ROHS test 2002/95/EC

Restriction of use of certain Hazardous

Substance in Electrical & electronics Equipment/ROHS.

3) Electromagnetic radiation safety regulation LVD/EN 60601-

1:2006/AGC10430904GZ05E3 EMC/EN 60601-1-2:2001+A1:2006/AGC10430904GZ05E1

4) ISO 13485:2003 MEDICAL

HKS901

Q-Switch ND-YAG

User&Training Manual

ND-YAG Theory

What is YAG?

Laser tattoo equipment adopts the Q switch mode, which makes use of the instantaneous emitted laser to break the pigment in ill structure.. That' s the laser instantaneous emit theory: centralized high energy emit suddenly, which makes laser of settled wave band instantaneously penetrate through cuticle to the ill structure in 6ns, and break the relevent pigments quickly. After aborb the heat, the pigments swell and break down, some pigments (in skin-deep cuticle) fly off the body immediately, and other pigments (deep structure) break down then become the tiny granule can be licked up by the cell, digested and egest from the lymph sell. Then the pigments in ill structure lighten to disappear. Moreover, the laser do not damage the around normal skin.

What areas forbid treated with YAG systems?

The YAG is Laser, can not shot to eyes.

What do YAG treatments feel like?

A little pain with sound

How many treatments will I need?

1times per month, 5-6times be one course of treatment.

HKS901

Q-Switch ND-YAG
User&Training Manual

1.Product Information

APPLICATION

- *Removing eyebrow tattoo, eye line, lip line, eyelid tattoo etc.
- *Dispelling pigment deposit and improving laser skin rejuvenation procedures
- *Age pigment, birthmark, nevus removal
- *Treating tattoos of different colors



FEATURE

- *Laser Type:Q-Switched Nd.YAG Laser
- *Wavelength:1064nm&532nm
- *Pulse Energy:Max 1200mJ
- *Pulse Duration:10ns
- *Pulse Rate:Adjustable from 1Hz to6Hz
- *Voltage:220V/110V
- *Certifications:CE
- *Pakcge size:60*38*45 cm
- *N.W:16kg
- *G.W:21kg
- *Free part:laser glasses,funnel,goggles

HKS901

Q-Switch ND-YAG

User&Training Manual

2.Installation Alignment and operation procedures

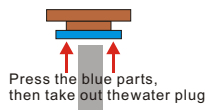
2.1 Open the Package and checking all parts.



2.2 Fix the right laser lens to Handle.then fix the foot switch to machine back.




2.3 put the water to Input,when water is out of overflow means the water tank is full



HKS901

Q-Switch ND-YAG
User&Training Manual

3.Operate the Device



There are 2filter(Lens),One with square hole is 532nm,light is green.Other one is 1064nm,Light is red.

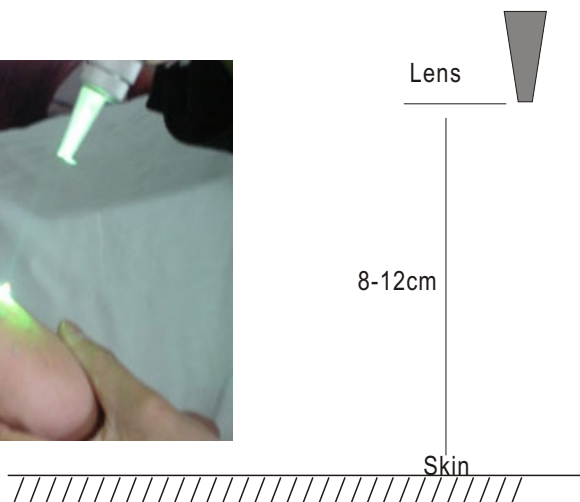
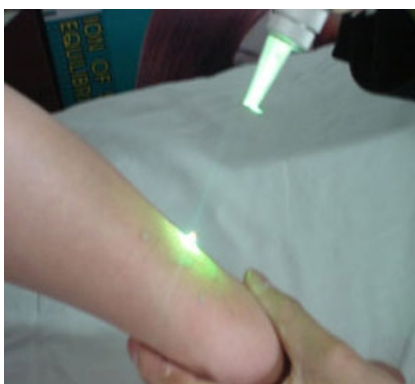
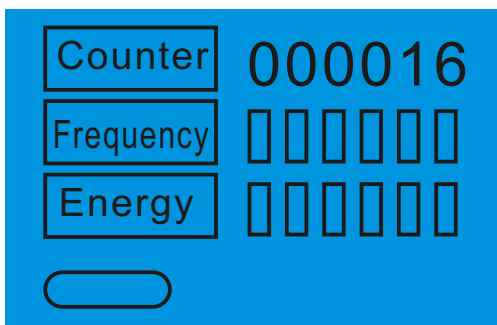
532nm removal red/brown color pigment/tattoo/fleck

1064nm removal black/blue colorpigment/tattoo/fleck

HKS901

Q-Switch ND-YAG
User&Training Manual

4.Treatment Procedure



5.Cavitation Treatment General Knowledge

5.1.WORKING CONDITIONS

environment temperature: 5-30°C, humidity: ≤70%;Observe the water level period-ically; only inject distilled water which can not be substituted by other kind of water;The operator must wear the laser eye goggles; protect the eyes of the patient by eyelid plate when getting rid of the eye line;Nobody can look directly at the outlet of laser system to avoid the accident; Water temperature will rise if the machine works continuously, and the laser stick will be distorted at high temperature. In order to assure the effect of treatment, we suggest that when the machine is used for 5000 times, switch it off. After 10 minutes, when water temperature cools down,open the machine again to continue treatment.

5.2.eyebrow removal

Cut all eyebrow before operate HKS-903,New eyebrow will grow after 2-4weeks.The space from Gun to Skin is 1.5-2cm, Gun need plumb to Skin.

5.3. eye line removal

therapy eye line need more than 2 times,The space time need more than 15days,If too pain that can use anaesthetic.

5.4. Tattoo removal

the space from gun to skin need 3-4cm,After frist time therapy, there will be contrary color in skin,then after half hour that can continue therapy.There will be tumefy,bleeding,red,frothy in the scan during therapy,this is natural,No problem.

5.5.Advert

5.5.1.Put full of pure water in machine,then open the machine.


5.5.2.Never make the light shot to eye.

5.5.3.Stop cleanout or prink the eyebrow after therapy 3-7days

HKS901

Q-Switch ND-YAG
User&Training Manual

6.Before and After by Treatment



HKS901

Q-Switch ND-YAG
User&Training Manual

7.0ur YAG Laser Device superiority

7.1.Whole ABS Plastic Mould.

7.2.Variable frequencies depending on the chosen treatment.

7.3.Frequency of steady emission.

7.4.It does not present any contagious risk.

7.5.Maximum security for the client, default programs

7.6.Permits to adapt the used power used according to the zone and deepness to work.

We Are Looking for Sale agent over the world.

